










“Since 1985 your process reliability has been our #1 priority.”

	<p><u>MAXP Series ANSI</u> (Magnetic Drive) Max. Flow: 2000 gpm Max. Head: 470 feet Temperature: -150°F to 800°F Max. Power: 200 hp Materials of Construction: Carbon Steel 304 & 316 Stainless Steel Alloy 20, Hastelloy® equivalent, Monel, Titanium</p>	<p><u>3575 Series ANSI</u> (Mechanical Seal) Max. Flow: 5000 gpm Max. Head: 720 feet Temperature: up to +700°F Max. Power: 300 hp Materials of Construction: Ductile Iron, Steel, 316SS, CD4MCu, Alloy 20, Hastelloy® equivalent, Ni-Hard, Titanium</p>	
	<p><u>MP/MPL/MPH Series</u> <u>Sub-ANSI / ANSI</u> (Magnetic Drive) Max. Flow: 340 gpm Max. Head: 400 feet TDH Temperature: -100° to 536°F Max. Power: 20 hp Materials of Construction: 316 SS, Alloy 20, Hastelloy® equivalent Bearings: SiC, SiC-X</p>	<p><u>MPT Series</u> (Magnetic Drive) Max. Flow: 18 gpm Max. Head: 340 feet TDH Temperature: -40° to 300°F Max. Power: 5 hp Materials of Construction: 316 Stainless Steel Bearings: SiC-X</p>	
	<p><u>MMP Series</u> (Magnetic Drive) Max. Flow: 20 gpm Max. Head: 95 feet Temperature: -100° to 300° F Max. Power: 3 / 4 hp Materials of Construction: 316 Stainless Steel Bearings: SiC-X Shaft: 316SS, SiC</p>	<p><u>MEP Series</u> (Magnetic Drive) Max. Flow: 106 gpm Max. Head: 103 feet Max Temperature: 175° F Max. Power: 3 hp Materials of Construction: Polypropylene Bearings: C-PTFE Shaft: Ceramic</p>	
	<p><u>MTA Series ANSI</u> (Magnetic Drive) Max. Flow: 320 gpm Max. Head: 285 feet Temperature: 32° to 250°F Max. Power: 25 hp Materials of Construction: PFA Lined Bearings: C-PTFE, SiC Shaft: SiC</p>	<p><u>ME Series</u> (Magnetic Drive) Max. Flow: 90 gpm Max. Head: 140 feet Temperature: -32° to 195° F Max. Power: 3 hp Materials of Construction: ETFE Lined PVDF Lined Bearings: C-PTFE, SiC; Shaft: Ceramic, SiC</p>	
	<p><u>S Series-Gear Pumps</u> (Mechanical Seal) Max. Flow: 30 gpm Max. Head: 150 psi Max Temperature: 450° F Max. Power: 5 hp Casing Materials: 316SS, Hastelloy® equivalent, Ryton® Shaft Materials: 316SS, Hastelloy® Bearing Materials: Carbon, Teflon®, Rulon®</p>	<p><u>SM Series-Gear Pumps</u> (Magnetic Drive) Max. Flow: 30 gpm Max. Head: 110 psi Max Temperature: 450° F Max. Power: 5 hp Casing Materials: 316SS, Hastelloy® equivalent, Ryton® Shaft Materials: 316SS, Hastelloy® Bearing Materials: Carbon, Teflon®, Rulon®</p>	