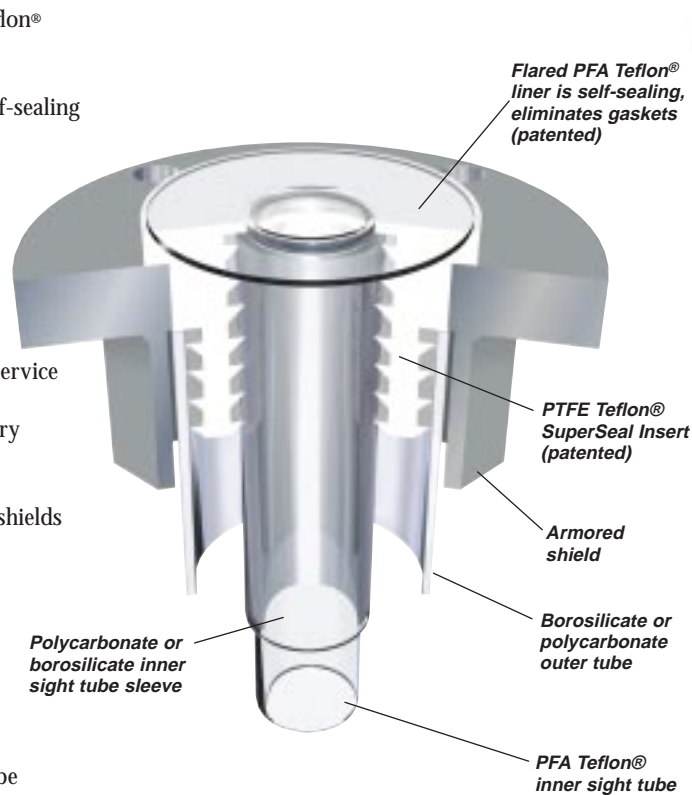


Model ULTS Tube-N-Tube™ Unigage™

- Only wetted part is one-piece, clear PFA Teflon®
- Approved by the Factory Mutual System
- Available in any length up to 20 feet
- Patented one-piece SuperSeal inserts are self-sealing
- Unobstructed visibility
- Maintenance free
- Flared PFA Teflon® forms flange gasket
- Designed for cryogenic or hot process applications
- Inner sight tube is protected and insulated
- Transparent insulation reduces heat loss, eliminates many heat tracing requirements
- Excellent for corrosive, viscous or sanitary service
- Rated up to 285 psig (ANSI 150)
- Internal heat tracing available; consult factory
- Polycarbonate sleeves rated up to 150° F
- Borosilicate sleeves rated up to 350° F
- Optional 304/316 SS, CPVC, and fiberglass shields
- ANSI Class 300 lb flanges are available
- Custom designs available; consult factory

Standard Construction

- PFA Teflon® inner sight tube, flared
- PTFE Teflon® SuperSeal inserts
- Polycarbonate or borosilicate sight tube sleeve
- Polycarbonate or borosilicate outer sight tube
- Epoxy-coated carbon steel shield and flanges
- ANSI Class 150 lb flanges



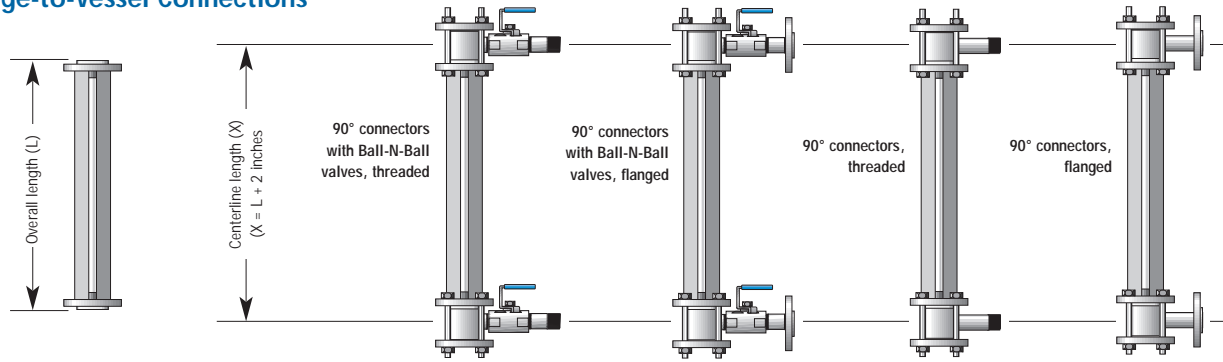
Model ULTS Specifications

Sight tube material	Sight tube size, in.	Outer tube material	Outer tube size, inches	Sleeve tube material	Sleeve tube size, in.	Gage rating, psig	Flange size, in. ANSI 150
PF	1.00	LX	2.25	LX	1.25	150	1.50
PF	1.00	OG	1.50	LX	1.25	150	1.50
PF	1.00	LX	2.25	PI	1.00	150	1.50
PF	1.00	LX	2.75	LX	1.25	150	2.00
PF	1.00	OG	2.50	LX	1.25	150	2.00
PF	1.00	LX	2.75	PI	1.00	150	2.00
PF	1.00	OG	2.50	PI	1.00	150	2.00
PF	1.25	LX	2.75	HW	1.50	285	2.00
PF	1.25	OG	2.50	HW	1.50	285	2.00
PF	1.50	LX	2.75	LX	1.75	135	2.00
PF	1.50	OG	2.50	LX	1.75	135	2.00
PF	1.50	LX	2.75	PI	1.50	135	2.00
PF	1.50	OG	2.50	PI	1.50	135	2.00
PF	1.62	LX	3.00	HW	2.00	285	3.00
PF	1.62	OG	3.00	HW	2.00	285	3.00
PF	2.00	LX	4.00	LX	2.25	115	3.00
PF	2.00	OG	3.00	LX	2.25	115	3.00
PF	2.00	LX	4.00	PI	2.00	115	3.00
PF	2.00	OG	3.00	PI	2.00	115	3.00

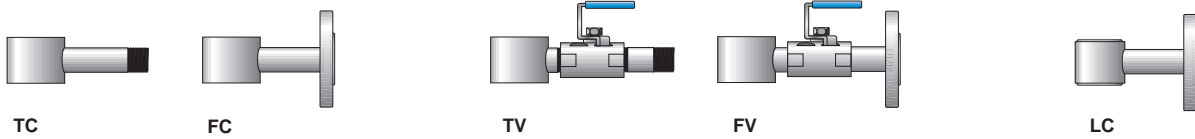
PF = PFA Teflon® PI = Standard Borosilicate HW = Heavywall Borosilicate OG = Outer Borosilicate LX = Polycarbonate

Model ULTS Specifications for Ordering - Part 1

Gage-to-Vessel Connections



Visual Length = Overall length - 4 inches



Gage Connectors

- Threaded 1/2 to 1 in. NPT (TC)
- Flanged 1/2 to 2 in. (FC)
- Carbon steel, 316 SS or CPVC
- Socket weld or weld neck flanges are available

Gage Connector with Ball-N-Ball valves

- Threaded 1/2 or 1 in. NPT (TV)
- Flanged 1/2 to 2 in. (FV)
- Carbon steel, 316 SS or CPVC
- Socket weld or weld neck flanges are available

PTFE Teflon®-Lined Gage Connector

- Flanged 3/4, 1, 1 1/2, or 2 in.
- 150 or 300 psi ANSI
- Carbon steel or 316 SS

Gage Accessories

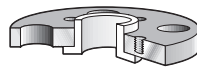
Blind Flanges

- Same size as gage flange
- Captures connector with gasket and hardware
- Vent and drain sizes: 1/4 to 1 inch FNPT
- Carbon steel, 316 SS, CPVC, or fiberglass



Lined Reducing Flanges

- PTFE Teflon®-lined
- Sizes up to 10 in. x 8. in
- Used in place of gage connectors for nonstandard installations



Calibration Scales

- Polycarbonate or 316 SS
- Inches/feet, total inches, or metric
- Custom-calibrated sight tubing available, consult factory



Explosion-Proof Illuminators

- 120-VAC, 56-watt, 3000-hour
- Class 1, Division 1, B, C, D, E
- Requires one lamp per 6 ft of visual length

Gage and Connector Part Numbers

Use the spaces below to generate the model number for your gages. Codes for materials and diameters are from the chart at right.

Select/fill in options below for ULTS with PI Sleeve Tube.

Overall length (L), inches	Gage model	Sight tube material	Sight tube size	Shield material	Gage flange size	Outer tube material	Outer tube size	Sleeve tube material	Sleeve tube size	Connector type	Connector material	Gage flange size	Connection size
	ULTS	PF											

Options

- Calibrated scale: Polycarbonate 316SS Sight Tube
Feet/inches Total inches Metric Other
- Level floats:
- Explosion-proof illuminator
- Sight tube redlining
- Vent and drain valves:
- PTFE-lined reducing flanges:
- Internal heat tracing

Codes for Part Numbers

Sight Tube Material	Code	Shield/Flange Material	Code
PFA Teflon®	PF	Carbon Steel	CS
		316 SS	S6
		304 SS	S4
		CPVC	CP
		Fiberglass	FG
Sleeve Tube Material	Code	Size, inches	
Standard Borosilicate	PI	1.00	10
Heavywall Borosilicate	HW	1.25	12
Polycarbonate	LX	1.50	15
		1.62	16
		1.75	17
		2.00	20
		2.25	22
		2.50	25
		2.75	27
		3.00	30
		4.00	40
Outer Tube Material	Code		
Borosilicate	OG		
Polycarbonate	LX		